

MAGNETIC DRIVE PUMP



CAVALLI

MX SERIES MAGNETIC DRIVE PUMP

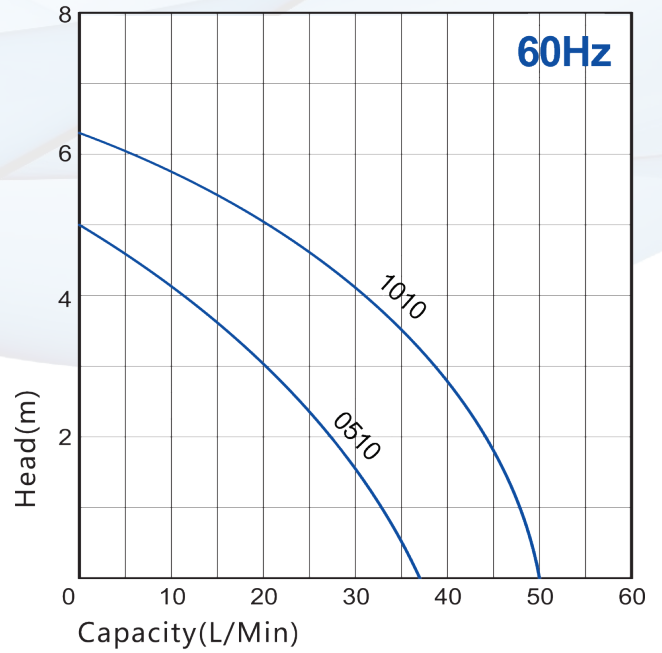
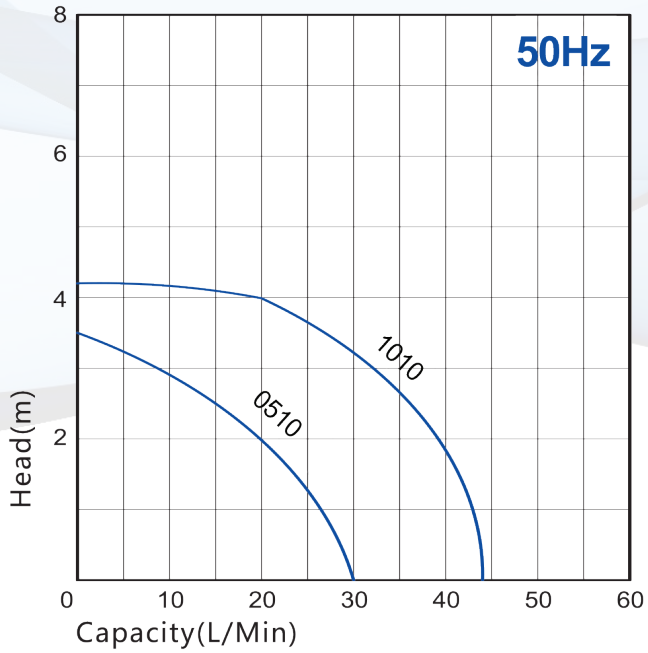
FEATURES

- Standard model
- The motor is of solid TEFC construction and is painted with 2-parts epoxy paint
- Ceramic bearing and ceramic spindle as standard spareparts for longer life span
- Standard connections available in hose, threads or union type

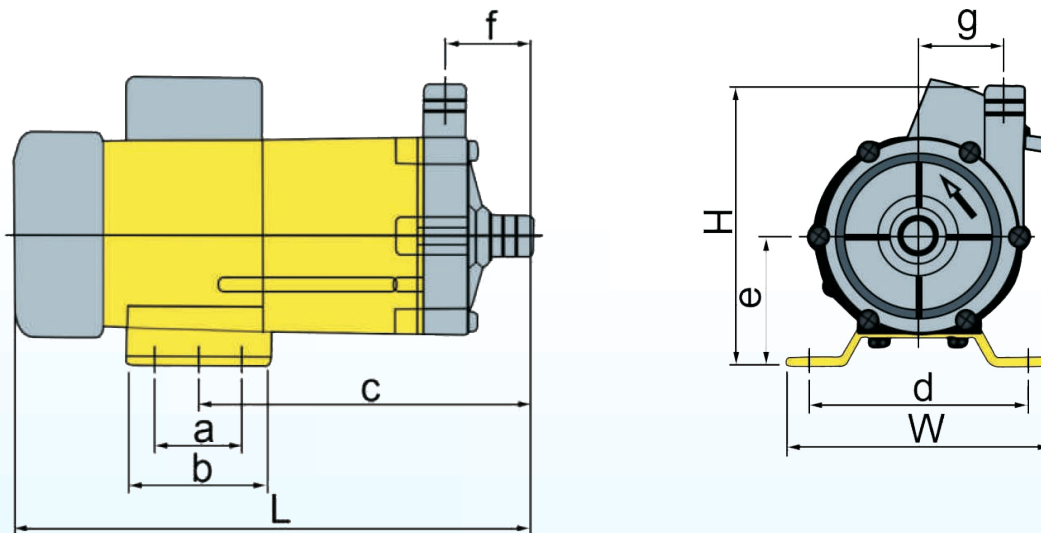
MX	X	-	00 00	X	X	-	X	0	0
Series	Material		Model	Bearing	O-Ring		Connection	Frequency	Density
	P - GFRPP K - PVDF		05 10 - Single phase 10 10 - Single phase	A - Ceramic	E - EDPM V - FKM		H - Hose T - Threaded U - Union J - JIS10K	5 - 50Hz 6 - 60Hz	0 - 1.0 1 - 1.1 3 - 1.3 5 - 1.5 7 - 1.7 9 - 1.9

MODEL	CONNECTION			RATED CAPACITY (L/min)		RATED HEAD (m)		MOTOR OUTPUT (W)
	HOSE (mm)	THREAD (")	UNION (A)	50Hz	60Hz	50Hz	60Hz	
MX-0510	20 x 20	G3/4 x 3/4	16 x 16	15	24	2.5	2.5	45
MX-1010	20 x 20	G3/4 x 3/4	16 x 16	20	31	4.0	4.0	65

PERFORMANCE CURVES



DRAWING & DIMENSIONS



Dimensions in mm

MODEL	W	H	L	a	b	c	d	e	g	f
MX-0510	120	130	247	40	64	169	100	60	48	31
MX-1010	120	130	262	40	64	169	100	60	48	31